AI Gym & Fitness Assistant

Shravani Yogesh Bhoir
B.Tech, Computer Science and Design
MET's Institute of Technology, India

Abstract

Abstract—The increasing awareness of health and fitness has created a growing demand for accessible, organized, and per-sonalized fitness-support applications. Conventional gym man-agement systems commonly concentrate on membership records and administrative activities, while exercise guidance, dietary information, and habit monitoring may be handled through separate tools. This paper presents the design of an AI Gym & Fitness Assistant, a web-based platform intended to bring several fitness-related functions together in a unified application. The proposed system consists of five major modules: AI Gym Trainer, Diet and Calorie Assistant, Smart Gym Assistant, Habit Tracker, and Virtual Gym Buddy. The AI Gym Trainer is designed to use computer vision and pose-estimation techniques to analyse supported exercise movements, identify body landmarks, count repetitions using movement-state transitions, and provide rule-based posture-related feedback. The diet module organizes user-provided information to present general calorie-related guid-ance. The Smart Gym Assistant supports gym information and member-related management, while the Habit Tracker provides a way to record and review fitness activities. The Virtual Gym Buddy offers an interactive assistance interface. The system is planned with React for the frontend, FastAPI for backend services, Python-based computer vision components, and a rela-tional database for persistent information. This paper describes the motivation, related work, system requirements, architecture, module design, mathematical representation, implementation ap-proach, testing strategy, applications, limitations, and possible future enhancements. The work emphasizes an integrated and modular design; quantitative performance claims are reserved for evaluation using actual experimental measurements. Artificial Intelligence, Machine Learning, Com-puter Vision, Fitness Management, OpenCV, MediaPipe, Pose Estimation, Calorie Estimation, Habit Tracking, Gym Assistant.

Key Words: *Artificial Intelligence, Machine Learning, Com- puter Vision, Fitness Management, OpenCV, MediaPipe, Pose Estimation, Calorie Estimation, Habit Tracking, Gym Assistant.*

I. Introduction

Health and physical fitness are important components of an active lifestyle. Increased awareness of exercise, nutrition, and preventive health has encouraged people to seek

convenient ways to manage their fitness activities. However, maintaining a regular routine can be challenging. Users may need to select suitable exercises, understand movement techniques, keep records of completed workouts, monitor daily habits, and organize dietary information. When these activities are supported by separate applications or manual records, the user experience can become fragmented.

Traditional gym environments provide access to equipment and trainer guidance, but the availability of continuous individual assistance may vary. Some gym management applications focus mainly on administrative functions such as member registration, attendance, and payment records. Other fitness applications concentrate on a limited feature, such as workout timers, calorie logging, or exercise videos. A user who needs multiple services may therefore have to move between different platforms.

Recent developments in Artificial Intelligence (AI), Machine Learning (ML), and Computer Vision provide opportunities to develop more interactive fitness applications. Computer vision techniques can process images and video frames, while pose-estimation methods can identify important body landmarks. The relative positions of these landmarks can be used to estimate joint angles and movement stages. Such information can support exercise analysis for a defined set of movements. Web technologies can combine these services with user accounts, records, and dashboards.

The AI Gym & Fitness Assistant is proposed as a unified web-based application that brings together five related functions. The AI Gym Trainer focuses on supported exercise analysis through camera input and pose landmarks. The Diet and Calorie Assistant organizes user-provided details to provide general calorie-related guidance. The Smart Gym Assistant provides gym-related information and management functionality. The Habit Tracker records fitness activities and presents activity summaries. The Virtual Gym Buddy provides an interactive interface through which users can access assistance and information about the application.

The project follows a modular client-server design. React is used to build the frontend, while FastAPI provides backend API services. Python-based libraries support computer vision and data processing. A relational database is used to store relevant user and activity information. The architecture separates presentation, application logic, AI-related processing, and data storage so that individual modules can be maintained and extended.

A. Problem Statement

Fitness-related activities are often distributed across separate tools. Users may need one application for exercise guidance, another for dietary information, and another for recording habits. Gym-related member information may also be maintained separately. Beginners can find it difficult to understand exercise movements and consistently record their progress. There is therefore a need for an integrated application that organizes exercise assistance, general diet and calorie guidance, gym management, habit tracking, and interactive support within a common platform.

B. Objectives

The objectives of the proposed project are:

- To design and develop a web-based platform for fitness assistance and gym-related services.
- To provide supported exercise analysis using computer vision and pose-estimation concepts.
- To identify body landmarks and use movement-state rules for repetition counting.
- To provide rule-based posture-related feedback for supported exercises.
- To organize user information for general calorie-related and dietary guidance.
- To provide a habit-tracking facility for recording and reviewing fitness activities.
- To support gym-related information and member management.
- To provide an interactive assistance interface through the Virtual Gym Buddy.
- To maintain relevant user and fitness records through backend and database services.

C. Scope

The scope of the project is the development of a unified web application. The exercise-analysis component is limited to the exercises and movement rules supported by the implementation. Dietary output is intended for general informational purposes and is not a clinical diet prescription. Gym management functions depend on the modules actually implemented in the application. Integration with wearable devices, connected gym equipment, and additional AI models can be considered as future work.

D. Organization of the Paper

The remainder of this paper is organized as follows. Section II reviews related work and identifies the research gap. Section III describes the requirements and proposed methodology. Section IV presents the system architecture and workflow. Section V explains the five application modules. Section VI presents the mathematical model. Section VII discusses implementation and technology selection. Section VIII describes the testing strategy and result reporting. Sections IX and X discuss applications, limitations, and future scope, followed by the conclusion and references.

II. Literature Review

Research in intelligent systems, machine learning, computer vision, and connected devices provides a foundation for the development of technology-assisted fitness applications. The literature relevant to this project can be considered in terms of health monitoring, intelligent data processing, computer vision, and integrated application design.

Naveed *et al.* presented an IoT-based health monitoring system that combines diet, exercise, calorie recommendation, and gym management functions. Their work describes a website for administration and member registration along with RFID-based member authentication and BMI measurement. The study also discusses machine learning techniques for diet and exercise-related recommendations. It illustrates how IoT and machine learning can be used together in a fitness-related application[1]. The proposed AI Gym & Fitness Assistant has a different emphasis: it includes camera-based pose analysis for supported exercises and combines this with habit tracking and interactive assistance.

Sonawane and Khan discussed a model for a smart traffic control system, showing the use of intelligent approaches in automated systems[2]. Sonawane examined machine learning techniques for malware detection, which is relevant as a broader example of classification-oriented learning methods[3]. Sonawane, Kote, and Khan presented a neural-network-based smart traffic control system[4]. Other work by Sonawane and collaborators addresses adaptive traffic management and intelligent control in communication networks[5]. These studies are not fitness-specific; they are included as broader references to intelligent systems, machine learning, and automated decision support.

Work on privacy-preserving data protocols also provides a wider context for handling

information in distributed systems. Sonawane and Thoutam discussed protocols for retrieving private data using vertically partitioned data[6]. Although these studies do not directly address fitness applications, privacy and responsible handling of personal information are important considerations when developing systems that store user profiles and activity records.

Computer vision is a relevant technical foundation for the AI Gym Trainer. OpenCV is a widely used computer vision library that supports image and video processing operations[7]. MediaPipe provides a framework for building perception pipelines and can be used for pose-related landmark detection[8]. OpenPose is another established approach for real-time multi-person 2D pose estimation using part affinity fields[9]. The proposed project uses the general concept of pose landmarks to represent body positions and analyse selected exercise movements.

A. Comparison with Related Work

The reference work by Naveed *et al.* combines gym administration, RFID-based identification, BMI measurement, and machine-learning-based recommendations[10]. The proposed system instead emphasizes a modular web application that includes computer vision-based exercise assistance, habit monitoring, and an interactive helper alongside diet and gym-related functions. The two systems share the broad goal of using technology to support fitness activities, but their described components and implementation approaches are not identical.

Table I: High-Level Comparison of Related Work

Work	Main Focus	Relevance to This Project
Naveed et al.[11]	IoT health monitoring, RFID, BMI, recommendations	Fitness management and recommendation context
Sonawane et al.[12]	Neural-network-based traffic control	Broader intelligent-system background
Sonawane[13]	Machine-learning-based malware detection	Example of ML classification applications
OpenCV[14]	Computer vision library	Image and video processing
MediaPipe[15]	Perception pipelines	Pose landmark detection context
OpenPose[16]	2D human pose estimation	Background for human movement analysis

B. Research Gap

The reviewed work demonstrates the use of connected devices, machine learning, and computer vision in different application areas. However, there remains a practical design opportunity to bring several user-facing fitness functions into one accessible platform. The proposed system addresses this integration need by combining supported exercise analysis, general dietary guidance, gym-related management, habit tracking, and interactive assistance. Its distinctive design focus is the combination of these functions within a common web application rather than the development of a single-purpose fitness tool.

III. Requirements and Proposed Methodology

The system is designed using a modular development approach. Each module has a defined responsibility and communicates with shared backend services where necessary. The methodology begins with identifying user needs, defining system modules, designing the architecture, implementing frontend and backend components, integrating the AI-related services, and testing the complete application.

A. Functional Requirements

The functional requirements describe the services that the application is intended to provide:

- The application should provide user registration and login functionality where implemented.
- The dashboard should provide access to the available fitness modules.
- The AI Gym Trainer should accept supported camera or video input and process movement information.
- The exercise module should use detected landmarks and defined rules to estimate movement stages and repetitions.
- The diet module should accept relevant user-provided information and display general calorie-related guidance.
- The Smart Gym Assistant should organize the gym-related information supported by the implementation.
- The Habit Tracker should record and display fitness activities.
- The Virtual Gym Buddy should provide an interface for accessing guidance or

application assistance.

- The backend should provide the required APIs and database operations.

B. Non-Functional Requirements

The non-functional requirements describe the expected quality characteristics:

- **Usability:** The interface should be understandable and easy to navigate.
- **Maintainability:** The modular structure should allow individual components to be updated.
- **Reliability:** API and database operations should handle valid requests consistently.
- **Security:** User information should be protected through appropriate authentication and access controls.
- **Performance:** The application should process requests within a practical response time under the available hardware conditions.
- **Extensibility:** Additional exercises and modules should be incorporable without redesigning the entire application.

C. Development Methodology

An iterative development approach is suitable for this project because the application contains multiple modules that can be developed and tested separately. The work can be divided into the following stages:

1) **Requirement Analysis:** Identify the target users, expected functions, and constraints.

2) **System Design:** Define the frontend, backend, database, and AI-service architecture.

3) **Module Development:** Implement the five modules independently.

4) **Integration:** Connect the frontend to backend APIs and integrate the database and computer vision components.

5) **Testing:** Verify module behaviour and communication between components.

6) **Refinement:** Correct identified issues and improve usability and maintainability.

D. Inputs and Outputs

The application accepts different types of input depending on the selected module. Examples include account details, user-provided fitness information, camera frames, exercise selections, and daily activity records. Outputs include dashboard information, movement-related feedback, repetition counts, calorie estimates, dietary suggestions, activity summaries, and assistance responses. The exact output depends on the implemented functionality and the information available to the system.

IV. System Architecture and Design

The proposed system follows a client-server architecture. The frontend is responsible for user interaction and presentation. The backend receives requests, applies application logic, communicates with AI-related services, and manages data persistence. The database stores the information required by the application. This separation supports modular development and makes it possible to extend individual services independently.

A. Architecture Components

User Interface: The user interface provides access to registration, login, dashboard, and module-specific screens. It is designed to present information in an organized manner.

React Frontend: React manages the interface components and user interactions. It communicates with backend APIs to submit requests and display returned information.

FastAPI Backend: FastAPI provides API endpoints and coordinates application services. It can handle authentication, user-related requests, module operations, and database communication.

AI and Computer Vision Services: Python-based services process image or video input for supported exercise analysis. The service can use OpenCV for frame processing and MediaPipe for pose landmarks.

Database: The database stores user profiles and relevant application records. PostgreSQL is the intended relational database, with SQLite available as a development fallback where configured.

Visualization: Charts and summaries can be used to display activity records and

progress information. Plotly or Recharts can support these visual elements.

Figure 1: High-level architecture of the AI Gym & Fitness Assistant.

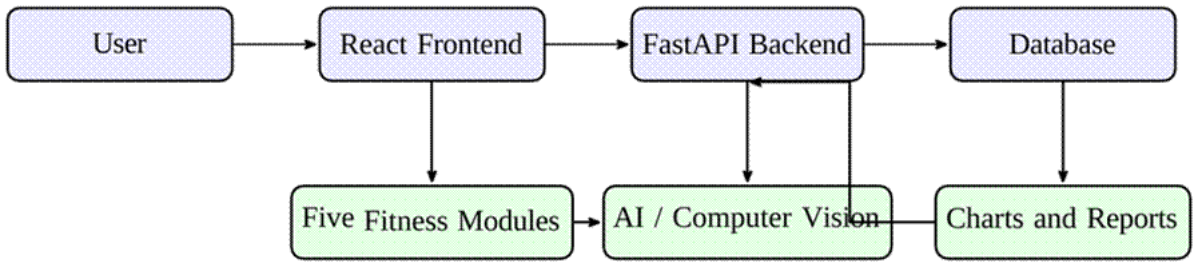

B. System Workflow

The general workflow begins when a user opens the web application. After accessing the dashboard, the user selects a module. The frontend sends the required request to the backend. The backend validates and processes the request, invokes the relevant service if required, and accesses the database when information must be stored or retrieved. The resulting information is returned to the frontend and presented to the user.

Figure 2: General workflow of the proposed application.

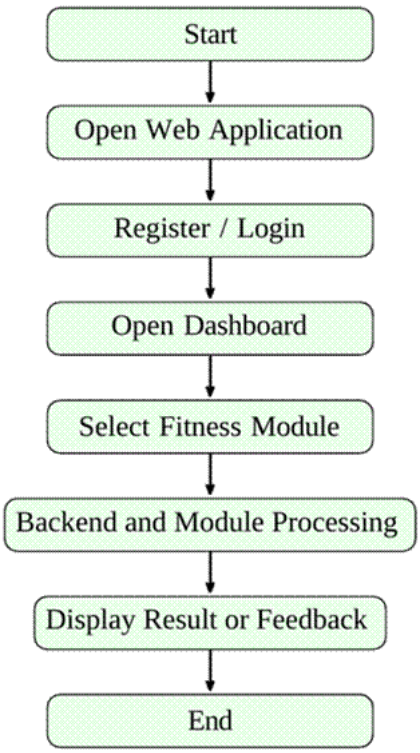

C. Data Flow

The data flow varies according to the selected module. For exercise analysis, visual

input is processed to obtain landmarks, which are then interpreted using movement rules. For diet guidance, user-provided information is processed by the calorie estimation and recommendation logic. For habit tracking, activity records are stored and later retrieved for summaries. This module-oriented data flow allows the application to share common services without combining all processing into a single component.

V. System Modules

The application is organized into five major modules. Each module addresses a different part of the fitness-management process.

A. AI Gym Trainer

The AI Gym Trainer is intended to provide technology-assisted exercise analysis. It uses camera or video input to obtain frames for processing. OpenCV can be used to capture and process frames, while MediaPipe can detect pose landmarks. A pose landmark represents a detected body point, such as a shoulder, elbow, hip, knee, or ankle.

The detected landmarks can be used to calculate joint angles and estimate movement stages. For example, the relative positions of the hip, knee, and ankle can provide information useful for analysing a squat movement. Similarly, the shoulder, elbow, and wrist landmarks can be used to analyse selected upper-body movements. The module can apply exercise-specific rules to identify transitions between movement states. The exercises considered in the project include squats, push-ups, lunges, and bicep curls, subject to the final implementation. Repetition counting can be based on a transition from an initial movement state to a target state and back to the initial state. Rule-based feedback can identify selected conditions, such as an incomplete movement or a detected joint angle outside a configured range. Such feedback should be treated as an approximation and depends on camera placement, landmark visibility, and the accuracy of the rules.

1) *Pose Landmark Detection:* A pose-estimation model returns a set of body landmarks. A landmark can be represented by spatial coordinates. The confidence associated with a detected landmark can be used to decide whether it is suitable for further analysis. When important landmarks are not visible or have low confidence, the system should avoid producing misleading feedback.

2) *Movement Analysis:* Movement analysis uses selected landmarks to calculate angles and compare them with predefined conditions. The conditions are exercise-specific. For example, a repetition may be considered complete only after the detected movement passes through the required states in the correct order. This approach helps distinguish a complete repetition from an incomplete movement.

3) *Feedback:* The module can present a repetition count and simple posture-related messages based on the implemented rules. Feedback should be clear and limited to the movement conditions that the system can reliably observe. It should not be presented as a medical assessment or as a guarantee that an exercise is safe.

Figure 3: Conceptual processing pipeline of the AI Gym Trainer.

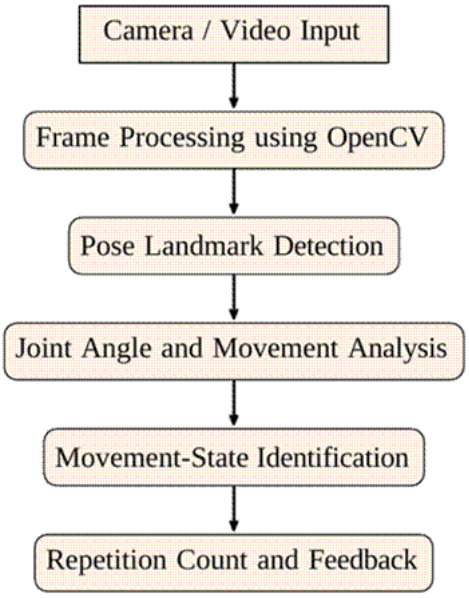

B. Diet and Calorie Assistant

The Diet and Calorie Assistant is designed to organize user-provided information and provide general dietary and calorie-related guidance. Depending on the information collected by the application, inputs may include age, height, weight, activity level, food preferences, and a selected fitness goal. A suitable calorie-estimation method can process these inputs to produce an approximate energy requirement.

The module can present dietary suggestions in a structured form. These suggestions may be organized according to meal categories or user preferences if such functionality is supported by the implementation. The quality of the output depends on the completeness and accuracy of the user-provided information and the recommendation logic. Calorie values are estimates and should not be interpreted as

exact measurements. The module is intended for general information and does not replace advice from a qualified healthcare or nutrition professional.

C. Smart Gym Assistant

The Smart Gym Assistant focuses on gym-related information and management. A centralized system can make it easier to organize member details and access relevant gym information. Depending on the implemented functions, this module may include member profiles, registration details, attendance information, or other administrative records.

The module is designed to reduce reliance on scattered manual records by providing a common interface for gym-related information. Appropriate authentication and access control are important when the system stores member details. Future versions may connect compatible IoT equipment to provide additional gym monitoring services, but such integration should be described as implemented only when the required hardware and communication functions are available.

D. Habit Tracker

The Habit Tracker is intended to help users record and review fitness activities. Users can maintain activity records such as completed workouts or other configured daily habits. The application can retrieve these records and present summaries over a selected period.

Visual summaries can help users understand patterns in their recorded activities. For example, a weekly chart can show the number of days on which an activity was recorded. A history view can help users review previous entries. The tracker is designed to support organization and consistency; it does not independently measure physical fitness or verify that a recorded activity was completed.

E. Virtual Gym Buddy

The Virtual Gym Buddy provides an interactive assistance interface within the application. It can guide users toward available modules, explain application features, and provide general fitness-related information supported by the system. Its purpose is to improve accessibility and make the platform easier to use, particularly for users who are unfamiliar with the application.

The scope of the Virtual Gym Buddy depends on the implemented interaction logic. If

it uses predefined responses, its capabilities should be described as rule-based assistance. If it uses a conversational model, the model and its limitations should be specified. In either case, responses should be treated as general information and not as professional medical advice.

VI. Mathematical Modelling

Mathematical modelling provides a formal representation of selected operations in the proposed application. The following expressions describe the conceptual processing of pose landmarks, movement states, calorie information, and habit records. The exact thresholds and algorithms depend on the final implementation.

A. System Representation

The overall system can be represented as:

$$S = \{U, F, D, A, H, V\} \quad (1)$$

where U represents user information, F represents fitness activities, D represents dietary information, A represents AI-related processing, H represents habit records, and V represents visualized results.

B. Pose Landmark Representation

A detected body landmark can be represented as:

$$P_i = (x_i, y_i, z_i, c_i) \quad (2)$$

where x_i, y_i, and z_i represent the landmark coordinates and c_i represents its detection confidence. A landmark is considered suitable for movement analysis when its confidence meets a configured threshold.

C. Joint Angle Calculation

Let A, B, and C represent three body landmarks, where B is the joint whose angle is to be estimated. The angle can be calculated using the dot product:

$$\theta = \cos^{-1}\left(\frac{(A - B) \cdot (C - B)}{\|A - B\| \, \|C - B\|} \right) \quad (3)$$

The angle θ can be compared with exercise-specific conditions to estimate the current movement stage. The selected landmarks and threshold values must be calibrated

and tested for each supported exercise.

D. Movement-State Model

An exercise can be represented using a finite set of movement states:

$$Q = \{q_0, q_1, \ldots, q_n\} \quad (4)$$

A transition between states is determined by the detected landmarks and configured movement conditions. A repetition is counted only when the required sequence of states has been completed. This prevents every video frame from being interpreted as a separate repetition.

E. Repetition Counting

Let r_t denote the repetition count at time t. A count is increased when the system detects a valid completion transition:

$$r_t = r_{t-1} + I(T_t) \quad (5)$$

where $I(T_t) = 1$ when a valid repetition-completion transition occurs and $I(T_t) = 0$ otherwise. The transition logic should include checks for movement order and, where necessary, a minimum confidence level.

F. Calorie Estimation

The calorie-related output can be represented generally as:

$$C = f(A_g, W, H, L, G) \quad (6)$$

where A_g is age, W is weight, H is height, L is activity level, and G is the selected goal. The function f represents the chosen estimation method. Since the result is an estimate, it should be presented with suitable context and should not be treated as a direct measurement of energy expenditure.

G. Habit Consistency

A simple activity-consistency measure over a selected period can be represented as:

$$H_c = \frac{D_c}{D_t} \times 100 \quad (7)$$

where D_c is the number of days with a recorded activity and D_t is the total number of

days in the selected period. This percentage summarizes recorded activity and does not measure the intensity or quality of exercise.

VII. Technical Specifications and Implementation

The proposed application uses a combination of frontend, backend, database, and AI-related technologies. The technology selection is intended to support modular development and communication between application components.

A. Technology Stack

Table II: Technologies and Their Roles

Technology	Purpose
React	Frontend interface and components
FastAPI	Backend API services
Python	Backend and AI-related logic
OpenCV	Image and video processing
MediaPipe	Pose landmark detection
Scikit-learn	Machine-learning utilities, where used
PostgreSQL	Relational data storage
SQLite	Development database fallback
WebSockets	Real-time communication, where implemented
Plotly / Recharts	Charts and data visualization
JWT	Token-based authentication
Swagger	API documentation

B. Frontend Implementation

The frontend is developed using React. The user interface is divided into reusable components to support the dashboard and individual modules. The frontend collects user input, displays application information, and sends requests to backend endpoints. Separating the interface into components makes it easier to update a module without changing unrelated screens.

C. Backend Implementation

FastAPI is used to develop backend services. The backend receives requests from the frontend, validates input, performs application-level processing, and communicates with the database. API routes can be grouped according to functionality, such as

authentication, user profiles, fitness activities, and module-specific operations. API documentation can be generated through Swagger UI, making endpoints easier to inspect during development and testing.

D. Database Design

The database stores information required by the application. A relational structure can be used to separate user details from activity records and other module-specific information. A user identifier can associate a user's activity history with their profile. Database constraints and validation help maintain consistency. PostgreSQL is the intended database, while SQLite may be used for local development when configured.

E. Computer Vision Processing

The computer vision component processes camera or video frames and obtains pose landmarks. OpenCV can support frame acquisition and image processing. MediaPipe can provide pose landmark detection. The application then applies movement rules to the landmarks to estimate exercise stages. The process depends on adequate lighting, a suitable camera position, and visibility of the relevant body parts.

F. Authentication and Data Protection

Where authentication is implemented, JWT can be used to transmit signed access tokens between the frontend and backend. Protected endpoints should verify the token and enforce authorization rules. Passwords should be stored using a suitable password-hashing method rather than as plain text. Sensitive information should be collected only when needed, and access to user records should be restricted to authorized users.

G. Real-Time Communication

WebSockets may be used where continuous two-way communication is required. For example, a real-time interface may exchange status information between the frontend and backend. The use of WebSockets should be limited to features that require continuous communication; ordinary request-response operations can use standard HTTP APIs.

H. Hardware and Software Requirements

The application can be accessed through a computer or compatible device with a modern web browser. Camera-based exercise analysis requires a camera and

sufficient processing capability to handle video frames. The software environment may include Windows or another supported operating system, Python, Node.js, React, FastAPI, a supported database, and the required computer vision libraries.

VIII. Testing Strategy and Results

Testing is required to determine whether each module performs its intended function and whether the integrated application behaves consistently. Testing should be carried out at different levels, beginning with individual functions and progressing to the complete application.

A. Unit Testing

Unit testing checks individual functions and components. Examples include input validation, calculation functions, movement-state transitions, and database helper functions. Each function should be tested with valid inputs, invalid inputs, and boundary conditions.

B. Integration Testing

Integration testing checks communication between major components. The frontend should be tested with the backend APIs, backend routes should be tested with the database, and the exercise module should be tested with the pose-processing component. Integration tests can identify errors in data formats, endpoint paths, authentication, and response handling.

C. Functional Testing

Functional testing verifies that the application features behave according to their requirements. Example test cases are listed in Table III. The status column should be updated after the corresponding test is actually performed.

Table III: Functional Test Cases

No.	Test	Expected Behaviour	Status
1	Login	Valid user can access the application	Pending
2	Dashboard	Dashboard is displayed	Pending
3	AI Trainer	Exercise interface is accessible	Pending
4	Pose analysis	Landmarks are processed for supported input	Pending
5	Diet module	Guidance is displayed for valid input	Pending

No.	Test	Expected Behaviour	Status
6	Gym module	Available gym information is displayed	Pending
7	Habit tracker	Activity records can be viewed	Pending
8	Virtual Buddy	Assistance interface is accessible	Pending
9	Database	Valid records can be stored and retrieved	Pending

D. Usability Testing

Usability testing evaluates whether users can understand the navigation and complete common tasks. Feedback may be collected about dashboard organization, clarity of labels, ease of accessing modules, and readability of results. Any usability changes should be based on actual feedback rather than assumptions.

E. Performance Evaluation

Performance evaluation can measure API response time, video-processing rate, and resource usage under defined conditions. For exercise analysis, evaluation should also consider landmark detection quality and repetition-count correctness. A suitable test dataset or controlled set of recorded exercises should be used, and the evaluation conditions should be documented.

F. Results and Discussion

The system design brings five fitness-related functions into one web application and separates their responsibilities through a modular architecture. The architecture provides a common interface for users and shared backend and database services for the modules. The computer vision pipeline describes how visual input can be transformed into pose landmarks and then interpreted using movement rules.

Numerical measures such as recognition accuracy, repetition-count accuracy, response time, or user satisfaction must be calculated from actual test observations. They are not assumed in this paper. After testing, the authors should report the number of test samples, hardware configuration, software versions, evaluation method, and measured results. This makes the reported performance reproducible and avoids unsupported claims.

IX. Applications

The proposed AI Gym & Fitness Assistant can be relevant to several settings, depending on the functions implemented and the operating environment.

A. Personal Fitness Organization

Individuals can use the platform to access exercise-related features, organize fitness information, and review recorded activities. A common dashboard can reduce the need to manage several unrelated records.

B. Home Workout Support

The AI Gym Trainer can be used for selected home workout activities when the device has a suitable camera and the application supports the selected exercise. The visual feedback can provide an additional source of information, although it should not replace qualified instruction.

C. Gym and Fitness Centres

The Smart Gym Assistant can support the organization of member information and gym-related records. A centralized interface may help staff access information more efficiently, subject to appropriate permissions and privacy safeguards.

D. Fitness Habit Monitoring

The Habit Tracker can help users record activities and review patterns over time. Visual summaries can make activity records easier to understand and can support personal organization.

E. Fitness Learning and Demonstration

The application can also serve as an educational demonstration of how web development, computer vision, and data management can be combined in a practical project. It illustrates the relationship between pose landmarks, movement-state rules, backend services, and user-facing feedback.

X. Limitations and Challenges

The proposed system has limitations that should be considered during development and evaluation.

A. Camera and Environment Constraints

Pose detection depends on camera quality, lighting, camera angle, and the visibility of the user’s body. Occlusion or an unsuitable camera position may reduce landmark quality and affect movement analysis.

B. Exercise Coverage

The AI Gym Trainer can analyse only the exercises and movement patterns supported by its implementation. Adding new exercises requires suitable movement definitions, thresholds, and testing.

C. Approximate Feedback

Joint-angle and movement-state rules provide estimates of movement conditions. They cannot fully evaluate every aspect of exercise technique or identify all possible risks. Feedback should therefore be presented as assistance rather than a definitive assessment.

D. Dietary Information

Calorie estimates and dietary suggestions depend on the input data and the selected calculation or recommendation method. Individual requirements can differ, and the application should not be treated as a substitute for professional advice.

E. Privacy and Security

User profiles and activity records may contain personal information. Appropriate authentication, authorization, secure storage, and careful data collection are necessary. The system should avoid collecting information that is not required for its intended functions.

F. Hardware and Network Dependencies

The performance of video processing depends on the device’s processing capability. Some application functions may also depend on network connectivity and database availability. These factors should be considered when evaluating the system.

XI. Future Scope

The proposed system can be extended in several directions to improve its functionality and adaptability.

A. Additional Exercise Categories

Future versions can support a wider range of exercises by adding movement-state definitions and exercise-specific pose rules. Each new exercise should be tested using different users, camera angles, and movement speeds.

B. Improved Movement Analysis

More advanced pose-analysis and temporal modelling techniques may be explored to improve movement interpretation. Evaluation on a representative dataset can help identify the strengths and limitations of different approaches.

C. Personalized Fitness Recommendations

The recommendation component can be extended to consider user preferences and recorded activity patterns. Any personalized recommendation method should be validated and should clearly communicate the limits of its estimates.

D. Wearable Device Integration

Compatible wearable devices may provide additional activity information, subject to device support and user permission. Such integration could extend the range of information available to the application.

E. IoT-Based Gym Management

Future development may connect compatible gym equipment or sensors to the Smart Gym Assistant. This could support equipment-status monitoring and additional administrative features. Hardware integration would require suitable devices, communication protocols, and security controls.

F. Mobile Application

A mobile application can be developed to make the platform accessible through smartphones and tablets. A mobile interface may also provide convenient access to camera-based features where supported by the device.

G. Advanced Analytics

The application can include additional reports that summarize workout history, habit records, and module usage. Such reports can help users review their recorded activities over longer periods.

H. Security Enhancements

Future versions can introduce stronger access controls, improved audit logging, secure communication, and clearer user controls for managing stored information.

XII. Conclusion

The AI Gym & Fitness Assistant presents a modular approach to combining fitness assistance and gym-related services within a single web-based application. The proposed platform brings together an AI Gym Trainer, Diet and Calorie Assistant, Smart Gym Assistant, Habit Tracker, and Virtual Gym Buddy. These modules address different aspects of fitness organization and provide a common interface through which users can access the available functions.

The AI Gym Trainer is designed around computer vision and pose-estimation concepts. Detected body landmarks can be used to estimate joint angles and identify movement stages for supported exercises. A movement-state model can then be used to count completed repetitions and provide limited rule-based feedback. The diet module organizes user-provided information to present general calorie-related guidance, while the Smart Gym Assistant supports gym-related information and management. The Habit Tracker provides a way to record and review activities, and the Virtual Gym Buddy offers interactive assistance within the application.

The proposed architecture uses React for the frontend, FastAPI for backend services, Python-based computer vision components, and a relational database for persistent records. The modular design supports independent development and future extension. At the same time, the system has practical limitations related to camera conditions, exercise coverage, approximate feedback, dietary estimates, privacy, and device performance.

Further work should focus on systematic testing, measured evaluation, additional exercise support, improved movement analysis, and responsible integration of wearable or IoT devices. Actual performance results should be reported only after controlled experiments have been completed. Overall, the project demonstrates a practical way to combine web technologies and AI-related methods to support an integrated digital fitness experience.

Endnotes

1. M. H. Naveed, O. B. Samin, M. Bilal, and M. Waseem, “IoT Based Health Monitoring with Diet,

Exercise and Calories Recommendation Using Machine Learning," *Human-Centric Intelligent Systems*, vol. 5, pp. 246–258, 2025, doi: 10.1007/s44230-025-00096-4.

2. G. Sonawane and S. Khan, "Designing a Model on Smart Traffic Control System," *International Journal of Innovative Technology and Exploring Engineering*, vol. 9, no. 3, 2020.

3. G. V. Sonawane, "Effective Technique Used for Malware Detection using Machine Learning," *International Research Journal of Engineering and Technology*, vol. 6, no. 12, pp. 1102–1103, 2019.

4. G. Sonawane, P. Kote, and D. S. Khan, "Smart Traffic Control System Based on Neural Network," in *Proc. 2nd International Conference on Communication & Information Processing (ICCIP)*, 2020.

5. G. V. Sonawane, A. Y. Panpatil, R. R. Raskar, M. B. Sonje, E. Muniyandy, et al., "Topology-Aware Federated Graph Reinforcement Learning for Real-Time Edge-Based Adaptive Traffic Signal Control in Smart Cities," in *Proc. 2026 International Conference on Innovations in Computing and Emerging Technologies*, 2026; G. V. Sonawane, P. R. Patil, and P. R. Bhaladhare, "AI for Real-Time Traffic Management in Communication Networks," *Metallurgical and Materials Engineering*, 2025; G. V. Sonawane, P. R. Patil, and P. R. Bhaladhare, "Neural Network-Based Traffic Control System," *Journal of Electrical Systems*, vol. 20, no. 3, 2024, doi: 10.52783/jes.7946.

6. G. V. Sonawane and N. Thoutam, "Design And Analysis of Three Party Protocol to Retrieve Private Data By Using Vertical Partitioned Data," *International Journal of Electronics, Communication and Soft Computing*, 2015; G. V. Sonawane and N. Thoutam, "Design And Analysis Of Two Party Protocol to Retrieve Private Data By Using Vertical Partitioned Data-A Review," *International Journal of Electronics, Communication and Soft Computing*, 2014.

7. G. Bradski, "The OpenCV Library," *Dr. Dobb's Journal of Software Tools*, 2000.

8. C. Lugaresi *et al.*, "MediaPipe: A Framework for Building Perception Pipelines," arXiv:1906.08172, 2019.

9. Z. Cao, G. Hidalgo, T. Simon, S.-E. Wei, and Y. Sheikh, "OpenPose: Realtime Multi-Person 2D Pose Estimation Using Part Affinity Fields," *IEEE Transactions on Pattern Analysis and Machine Intelligence*, vol. 43, no. 1, pp. 172–186, 2021.

10. M. H. Naveed, O. B. Samin, M. Bilal, and M. Waseem, "IoT Based Health Monitoring with Diet, Exercise and Calories Recommendation Using Machine Learning," *Human-Centric Intelligent Systems*, vol. 5, pp. 246–258, 2025, doi: 10.1007/s44230-025-00096-4.

11. M. H. Naveed, O. B. Samin, M. Bilal, and M. Waseem, "IoT Based Health Monitoring with Diet, Exercise and Calories Recommendation Using Machine Learning," *Human-Centric Intelligent Systems*, vol. 5, pp. 246–258, 2025, doi: 10.1007/s44230-025-00096-4.

12. G. Sonawane, P. Kote, and D. S. Khan, "Smart Traffic Control System Based on Neural Network," in *Proc. 2nd International Conference on Communication & Information Processing (ICCIP)*, 2020.

13. G. V. Sonawane, "Effective Technique Used for Malware Detection using Machine Learning," *International Research Journal of Engineering and Technology*, vol. 6, no. 12, pp. 1102–1103, 2019.

14. G. Bradski, “The OpenCV Library,” *Dr. Dobb’s Journal of Software Tools*, 2000.

15. C. Lugaresi *et al.*, “MediaPipe: A Framework for Building Perception Pipelines,” arXiv:1906.08172, 2019.

16. Z. Cao, G. Hidalgo, T. Simon, S.-E. Wei, and Y. Sheikh, “OpenPose: Realtime Multi-Person 2D Pose Estimation Using Part Affinity Fields,” *IEEE Transactions on Pattern Analysis and Machine Intelligence*, vol. 43, no. 1, pp. 172–186, 2021.

© 2026 Assa'ada International Research Journal
This work is licensed under a **Creative Commons Attribution 4.0 International License (CC BY 4.0)**.
A Publication of Jamia Sa-adiya Arabiya, Sa-adabad, Deli, Kalanad (PO), Kasaragod, Kerala 671317, India